

▼ Shown: SP-35S

Customer Service: (704) 463-1070



## Much Faster than Drilling...



### Tool Kit SPK-10

Included with all 35 ton punches, this tool kit is used to remove and install the punch into the head.

Can be ordered as a replacement under model number **SPK-10**.



### Ordering Information

The 35-ton hydraulic punch may be ordered by itself or as a set, including an electric, air or hand pump.

Please refer to the Quick Selection Chart information on next page.

A punch and die may also be ordered as a matched set.

- .50" thick mild steel maximum capacity
- Round, oblong and square punches and dies are available to solve your punching applications
- Long life Enerpac single-acting, spring return design
- Durable case keeps tools and dies together and provides for easy carrying and storage
- CR-400 female coupler included

### ▼ STANDARD PUNCH AND DIE SETS SELECTION CHART

Hole Shape	Imperial*		Metric*	
	Hole Size (in)	Bolt Size (in)	Hole Size (mm)	Bolt Size (mm)
●	.31	1/4	7,9	—
●	.38	5/16	9,5	M8
●	.44	3/8	11,1	M10
●	.53	7/16	13,5	M12
●	.56	1/2	14,3	—
●	.69	5/8	17,5	M16
●	.78	—	19,8	M18
●	.81	3/4	20,6	—
■	.31	1/4	7,9	—
■	.38	5/16	9,5	M8
■	.44	3/8	11,1	M10
■	.50	7/16	12,7	M12
○	.31 x .75	1/4	7,9 x 19	—
○	.38 x .75	5/16	9,5 x 19	M8
○	.44 x .75	3/8	11,1 x 19	M10
○	.50 x .75	7/16	12,7 x 19	M12

\* Material thickness should **not** exceed hole diameter.


▼ SP-Series, Lightweight Hydraulic Punch – much faster than drilling.



# Single-Acting, Spring Return Hydraulic Punch

## ▼ QUICK SELECTION CHART

Customer Service: (704) 463-1070

	Included				Model Number	Weight (lbs)
	Punch and Die Set	Pump	Pump Type	Hose		
SP-35	—	—	—	—	SP-35	35
SP-35	Standard**	—	—	—	SP-35S	40
SP-35	Standard**	PUD-1100B	E	HC-7206	SP-35SP	70
SP-35	Metric***	—	—	—	MSP-351	40
SP-35	Standard**	P-392	H	HC-7206	STP-35H	55
SP-35	Standard**	PATG-1102N	A	HC-7206	STP-35A	63

\* Punch oil capacity: 4.58 in<sup>3</sup>

Includes the following punch and die sets:

\*\* SPD-438, SPD-688, SPD-563 and SPD-813

\*\*\* SPD-375, SPD-531, SPD-438 and SPD-688

♦ E = Electric  
H = Hand  
A = Air operated

**SP,  
MSP,  
STP  
Series**



Capacity:

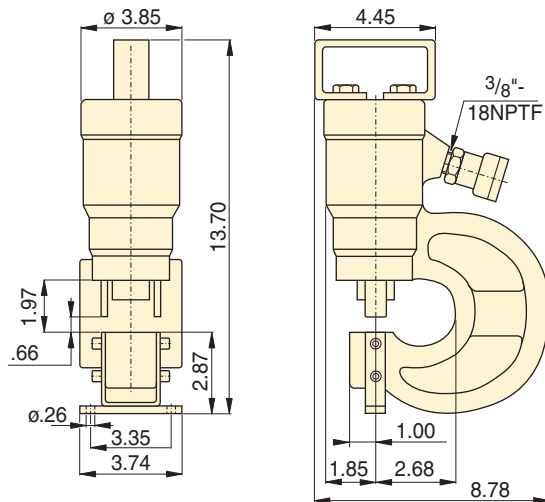
**35 tons**

Hole Sizes:

**0.31-0.81 inch**

Maximum Operating Pressure:

**10,000 psi**




### CAUTION!

Chart below is for reference only! Maximum allowable material thickness to be punched varies with set wear.



### CAUTION!

Material thickness should not exceed hole diameter.

Standard Punch & Die Set	Maximum Allowable Material Thickness To Be Punched (in) (Material thickness should not exceed hole diameter.)										
											
Model No.	1)	2)	3)	4)	5)	6)	7)	8)	9)	10)	11)
SPD-313	.31	.31	.25	.25	.25	.25	.13	.19	.25	.25	.25
SPD-375	.38	.38	.31	.31	.31	.31	.19	.25	.31	.31	.31
SPD-438	.44	.44	.38	.38	.38	.31	.19	.31	.31	.31	.31
SPD-531	.50	.50	.44	.44	.44	.38	.25	.31	.38	.38	.38
SPD-563	.50	.50	.50	.44	.50	.44	.25	.38	.44	.44	.44
SPD-688	.50	.50	.50	.44	.50	.40	.25	.31	.40	.40	.40
SPD-781	.50	.50	.50	.44	.50	.38	.25	.31	.38	.39	.38
SPD-813	.50	.50	.50	.44	.50	.31	.19	.31	.31	.31	.31
SPD-458	.31	.31	.25	.25	.25	.25	.13	.19	.25	.25	.25
SPD-549	.38	.38	.31	.31	.31	.31	.19	.25	.31	.31	.31
SPD-639	.44	.44	.38	.38	.38	.31	.19	.31	.31	.31	.31
SPD-728	.50	.50	.44	.44	.44	.38	.25	.31	.38	.38	.34
SPD-106	.31	.31	.25	.25	.25	.25	.13	.19	.25	.25	.25
SPD-125	.38	.38	.31	.31	.31	.31	.19	.25	.31	.31	.31
SPD-188	.44	.44	.38	.38	.38	.31	.19	.31	.31	.31	.31
SPD-250	.50	.50	.44	.44	.44	.38	.25	.31	.38	.38	.38

### Steel Qualities (see table):

- 1) Mild A-7
- 2) Boiler Plate
- 3) Structural A-36
- 4) Struct Corten (ASTM A242)
- 5) Cold Rolled C-1018
- 6) Hot Rolled C-1050
- 7) Hot Rolled C-1095
- 8) Hot Rolled C-1095 Annealed
- 9) Stainless Annealed
- 10) Stainless 304 Hot Rolled
- 11) Stainless 316 Cold Rolled

▼ Shown: **SP-50100**

**Customer Service: (704) 463-1070**



- Available as a complete set including electric pump and hoses
- Double-acting cylinder design for fast cycle times
- Punch and die changeover tools included
- Lifting handle for easy carrying
- Adjustable power stripper prevents movement of the metal during stripping
- CR-400 female couplers included

## Cuts the Time Spent Forming Holes



### Depth Stop

For simplified repetitive punching applications an adjustable Depth Stop is available.

Order model number:  
**SP-110.**



### Foot Mounting Kit

A foot mounting kit for easy mounting of the 50 ton punch to workbench or fixture is available.

Please order: **SP-120.**



### Ordering Information

The 50-ton Hydraulic Punch may be ordered by itself or as a set with an electric pump. A punch and die may be ordered as a matched set. Please refer to the selection chart information.



◀ Save time using this 50-ton Enerpac Punch.


▼ Shown below is the 50-ton punch with SP-120 and SP-110 assembled.



# 50-Ton Hydraulic Punch

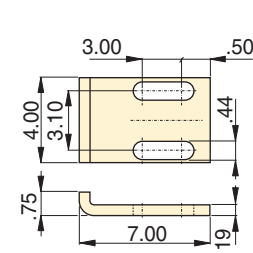
## ▼ QUICK SELECTION CHART PUNCH SETS

Customer Service: (704) 463-1070

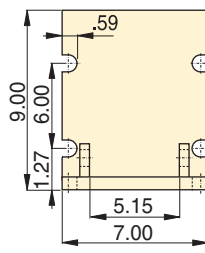
Model Number Punch*	Included			Set Model Number	Weight  (lbs)
	Punch & Die Sets 	Pump	Hose (2x)		
SP-50	All**	—	—	SP-50100	255
SP-50	All**	ZE4410SB-N	HC-7206	SP-5000	384

\* Punch Oil Capacity:  
Advance: 17 in<sup>3</sup>  
Retract: 14 in<sup>3</sup>

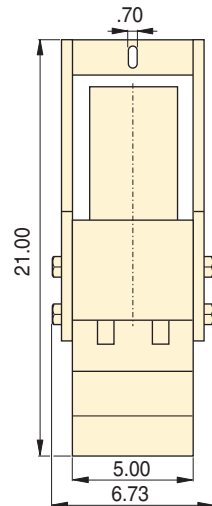
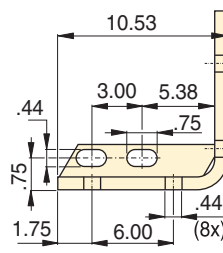
\*\* All standard sets from chart below.



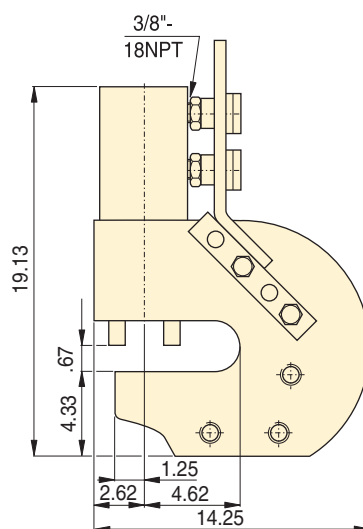
SP-110



SP-120



SP-50



## SP Series



Capacity:

**50 tons**

Hole Sizes:

**0.53-1.03 inches**

Maximum Operating Pressure:

**10,000 psi**



### CAUTION!

Material thickness should not exceed hole diameter.




### CAUTION!

Chart below is for reference only! Maximum allowable material thickness to be punched varies with set wear.

Steel Qualities (see table below):

- 1) Mild A-7
- 2) Boiler Plate
- 3) Structural A-36
- 4) Struct Corten (ASTM A242)
- 5) Cold Rolled C-1018
- 6) Hot Rolled C-1050
- 7) Hot Rolled C-1095
- 8) Hot Rolled C-1095 Annealed
- 9) Stainless Annealed
- 10) Stainless 304 Hot Rolled
- 11) Stainless 316 Cold Rolled

## ▼ STANDARD PUNCH AND DIE SELECTION CHART

Hole Shape	Hole Size  (in)	Bolt Size  (in)	Standard Punch and Die Set   Model Numbers	Maximum Allowable Material Thickness To Be Punched										
				(in)										
				1)	2)	3)	4)	5)	6)	7)	8)	9)	10)	11)
●	.53	1/2	SP-150	.53	.53	.53	.53	.53	.49	.32	.40	.49	.49	.49
●	.66	5/8	SP-170	.56	.56	.56	.50	.56	.51	.32	.40	.51	.51	.51
●	.78	3/4	SP-190	.56	.56	.56	.50	.56	.49	.32	.40	.49	.50	.49
●	.91	7/8	SP-121	.56	.56	.56	.50	.56	.35	.22	.35	.35	.35	.35
●	1.03	1	SP-123	.56	.56	.56	.44	.56	.31	.19	.31	.31	.31	.31